

4320, 4329

Ductile Iron Lug Butterfly Valve



Via Circonvallazione, 10
13018 Valduggia (VC), Italy
Tel: +39 0163 47891
Fax: +39 0163 47895
www.vironline.com



Ductile iron Lug butterfly valve

For EN1092 PN16 flanges (also PN10 for DN≤150)

Lengths according to EN558-1 series 20 (ex DIN3202 K1)

Design according to EN593, testing according to EN12266-1

Epoxy coating (min. 150µm)

With lever (lockable in both open and close position) or manual gear

TR CU 010 compliant

PN16

Max differential pressure 10bar for DN≥350

(versions for Max differential pressure 16bar available)

Free of CE marking for DN≤300 (cat. according to Art. 4.3 Dir. 2014/68/EU)

Working conditions

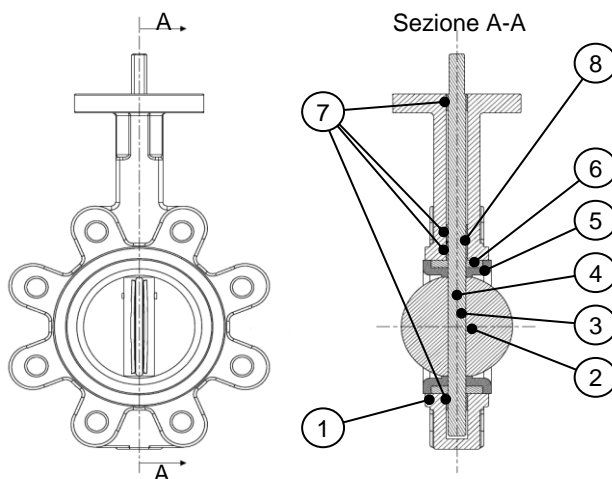
- Suitable for: water, -10°C to +110°C (max 90° for 4329 series)
below 0°C only for water with added antifreeze fluids
- Not suitable for: gases group 1 & 2, liquids group 1 (Dir. 2014/68/EU)

CE
EAC



PARTLIST

N.	Part	4320 series		4329 series	
		Material	Norm	Material	Norm
1	Body	D.I. + epoxy	GGG40	D.I. + epoxy	GGG40
2	Disc	D.I. Nickel plat.	GGG40	Stainless steel	SS316
3	Stem	Stainless steel	SS416	Stainless steel	SS416
4	Taper pin	Stainless steel	-	Stainless steel	-
5	Seat	EPDM	-	NBR	-
6	Seat support	Plastic	-	Plastic	-
7	Bushing	PTFE	-	PTFE	-
8	O-ring	EPDM	-	NBR	-
9a	Lever	Cast iron or Al	-	Cast iron or Al	-
9b	Manual gear	Cast iron	-	Cast iron	-

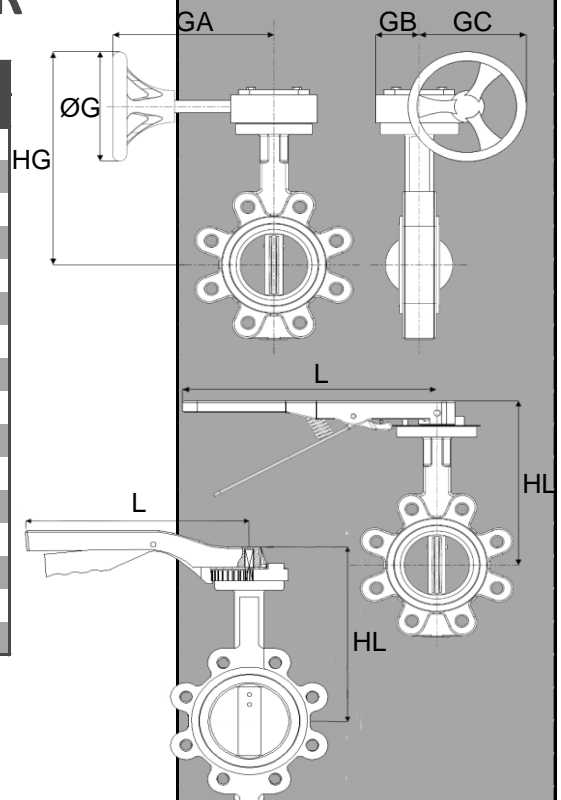


DIMENSIONS WITH LEVER OR GEAR

DN	L ¹ [mm]	HL [mm]	GA [mm]	GB [mm]	GC [mm]	HG [mm]	ØG [mm]	Weight ² [kg]
032	267 / 205	152	153	53	125	229	146	2,8 / 6,9
040	267 / 205	152	153	53	125	229	146	3,1 / 7,2
050	267 / 205	194	153	53	125	271	146	3,8 / 7,9
065	267 / 205	207	153	53	125	284	146	4,5 / 8,6
080	267 / 205	213	153	53	125	290	146	5,0 / 9,1
100	267 / 205	232	153	53	125	309	146	6,6 / 10,7
125	267 / 275	245	153	53	125	322	146	7,9 / 12,0
150	267 / 275	257	153	53	125	334	146	9,3 / 13,4
200	359 / 275	296	236	73	216	442	289	14,7 / 25,7
250	359 / 395	328	236	73	216	474	289	21,2 / 32,2
300	359 / 395	373	231	80	237	521	289	33,0 / 46,0
350	-	-	231	80	237	552	289	- / 58,8
400	-	-	243	111	319	680	290	- / 101,2
450	-	-	243	111	319	702	290	- / 117,7
500	-	-	243	111	319	759	290	- / 160,1
600	-	-	296	133	385	902	375	- / 257,5

¹Cast iron lever handle length / Aluminium lever handle length

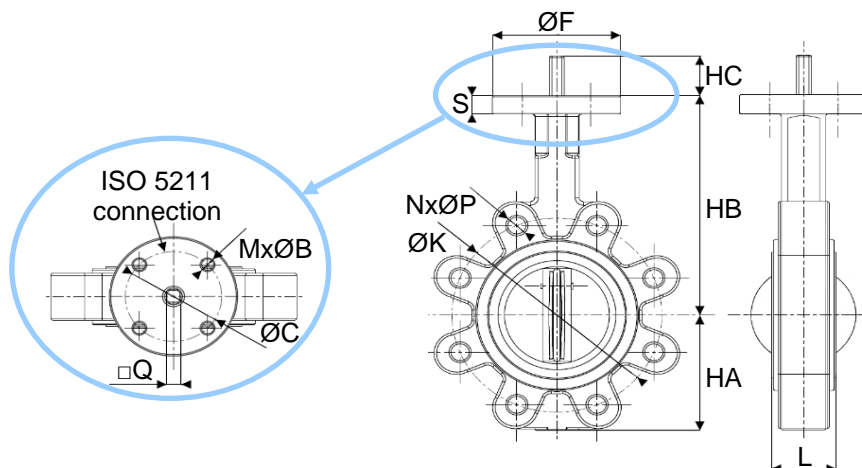
²Weight for version with lever / weight for version with gear



OTHER DIMENSIONS

DN	HA [mm]	HB [mm]	HC [mm]	NxØP [mm]	ØK [mm]	L [mm]	ØF [mm]	S [mm]	MxØB [mm]	ØC [mm]	ISO-□Q [mm]	Torque [Nm]	K _v [m ³ /h]	Wgt [kg]
032	65	120	32	4xM16	100	33	90	11	4x9	70	F07 - □9	10	40	2,6
040	75	120	32	4xM16	110	33	90	11	4x9	70	F07 - □9	12	50	2,9
050	76	162	32	4xM16	125	43	90	13	4x9	70	F07 - □9	14	99	4,3
065	89	175	32	4xM16	145	46	90	13	4x9	70	F07 - □9	20	170	4,6
080	95	181	32	8xM16	160	46	90	13	4x9	70	F07 - □9	27	261	5,0
100	114	200	32	8xM16	180	52	90	13	4x9	70	F07 - □11	49	519	8,4
125	127	213	32	8xM16	210	56	90	13	4x9	70	F07 - □14	80	884	12,0
150	140	225	32	8xM20	240	56	90	13	4x9	70	F07 - □14	119	1366	12,8
200	173	260	36	12xM20	295	60	125	14	4x11	102	F10 - □17	229	2713	17,5
250	203	292	36	12xM24	355	68	125	14	4x11	102	F10 - □22	380	4697	27,7
300	242	337	36	12xM24	410	78	150	20	4x14	125	F12 - □22	552	7136	43,2
350	267	368	45	16xM24	470	78	150	20	4x14	125	F12 - □22	650	10308	66,3
400	298/309 ¹	400	51	16xM27	525	102	210	20	4x22	165	F16 - □27	922	14175	98,2
450	318/328 ¹	422	51	20xM27	585	114	210	20	4x22	165	F16 - □27	1194	18774	118,7
500	349/361 ¹	479	64	20xM30	650	127	210	22	4x22	165	F16 - □36	1706	24140	171,6
600	410/459 ¹	562	70	20xM33	770	154	210	22	4x22	165	F16 - □36	3080	37294	253,5

¹Version for Max differential pressure 10bar / version for Max differential pressure 16bar



Via Circonvallazione, 10
13018 Valduggia (VC), Italy
Tel: +39 0163 47891
Fax: +39 0163 47895
www.vironline.com

FITTING VIR ACTUATORS

DN	Cutter-AQ electric actuators		Jackup electric actuators ¹		Hovercraft pneumatic act. ²	
	230VAC	24VDC	230VAC	24VAC	Double eff.	Spring ret.
032	KACUTAQ00.800	KACUTAQ00.800	KAJACKP00/07.800	KAJACKP14/21.800	KAHOVER15.801	KAHOVER29.801
040	KACUTAQ00.800	KACUTAQ00.800	KAJACKP00/07.800	KAJACKP14/21.800	KAHOVER15.801	KAHOVER29.801
050	KACUTAQ01.800	KACUTAQ01.800	KAJACKP00/07.800	KAJACKP14/21.800	KAHOVER15.801	KAHOVER29.801
065	KACUTAQ01.800	KACUTAQ01.800	KAJACKP00/07.800	KAJACKP14/21.800	KAHOVER15.801	KAHOVER30.801
080	KACUTAQ01.800	KACUTAQ01.800	KAJACKP00/07.800	KAJACKP14/21.800	KAHOVER15.801	KAHOVER31.801
100	KACUTAQ02.800	KACUTAQ02.800	KAJACKP01/08.800	KAJACKP15/22.800	KAHOVER17.801	KAHOVER32.801
125	KACUTAQ03.800	KACUTAQ08.800	KAJACKP02/09.800	KAJACKP16/23.800	KAHOVER18.801	KAHOVER34.801
150	KACUTAQ04.800	KACUTAQ09.800	KAJACKP02/09.800	KAJACKP16/23.800	KAHOVER19.801	KAHOVER35.801
200	KACUTAQ06.800	KACUTAQ10.800	KAJACKP03/10.800	KAJACKP17/24.800	KAHOVER21.801	KAHOVER36.801
250	KACUTAQ07.800	on request	KAJACKP03/10.800	KAJACKP17/24.800	KAHOVER23.801	KAHOVER38.801
300	KACUTAQ11.800	on request	KAJACKP04/11.800	KAJACKP18/25.800	KAHOVER24.801	KAHOVER39.801
350	KACUTAQ11.800 ⁴	on request	KAJACKP04/11.800	KAJACKP18/25.800	KAHOVER24.801	KAHOVER40.801
400	KACUTAQ12.800	on request	KAJACKP05/12.800	KAJACKP19/26.800	KAHOVER25.801 ³	KAHOVER40.801
450	KACUTAQ12.800	on request	KAJACKP05/12.800	KAJACKP19/26.800	KAHOVER26.801 ³	on request
500	KACUTAQ13.800	on request	KAJACKP06/13.800	KAJACKP20/27.800	KAHOVER27.801	on request
600	KACUTAQ13.800	on request	KAJACKP06/13.800	KAJACKP20/27.800	on request	on request

¹3 points control versions / 0-10V control versions

²Pneumatic actuators sized on 6bar air supply

³Flange adaptors required

⁴Flange adaptor KPR4PFF00.2042 required

Mounting of proposed actuators may require specific square connection adaptors

Technical description and dimensions of actuators as reported in their specific technical sheets



Via Circonvallazione, 10
13018 Valduggia (VC), Italy
Tel: +39 0163 47891
Fax: +39 0163 47895
www.vironline.com